



District Report Card: 2017


State: Tripura	District: Unakoti
Class: 3	Subject: Mathematics
Schools: 60	Students: 943


Participation/Coverage


Students

<div>GENDER</div> <div></div>	Boys				Girls			
	Number		%		Number		%	
	466		49.42		477		50.58	

<div>AREA</div> <div></div>	Rural				Urban			
	Number		%		Number		%	
	818		86.74		125		13.26	

<div>CATEGORY</div> <div></div>	SC		ST		OBC		GEN	
	Number	%	Number	%	Number	%	Number	%
	213	22.59	169	17.92	260	27.57	301	31.92

<div>CWSN</div> <div></div>	LD	VI	HI	S&LD	ID	Oth
	1	1	0	1	0	9

<div>Management</div> <div></div>	Government				Government-aided			
	Number		%		Number		%	
	943		100.00		0		0.00	

Average Performance of Students in Mathematics (%)

Overall	Gender		Area		Management		Social Group			
	Male	Female	Rural	Urban	Govt.	Aided	SC	ST	OBC	GEN
53.96	53.58	54.34	52.40	64.16	53.96	0.00	54.05	52.19	59.41	50.19

Performance on Learning Outcomes (LOs)

Learning Outcomes	Description	Average Performance(%)
M301	Reads and writes numbers up to 999 using place value	52.49
M302	Compares numbers up to 999 based on their place values	59.38
M303	Solves simple daily life problems using addition and subtraction of three digit numbers with and without regrouping	47.06
M304	Constructs and uses the multiplication facts (up till 10) in daily life situations	55.67
M305	Analyses and applies an appropriate number operation in the situation/ context	47.93
M306	Explains the meaning of division facts by equal grouping/sharing and finds it by repeated subtraction	53.13
M309	Identifies and makes 2D-shapes by paper folding, paper cutting on the dot grid, using straight lines etc.	74.52
M311	Fills a given region leaving no gaps using a tile of a given shape	28.90
M312	Estimates and measures length and distance using standard units like centimeters or meters & identifies relationships	40.26
M317	Reads the time correctly to the hour using a clock/watch	61.61
M318	Extends patterns in simple shapes and numbers	42.85
M319	Records data using tally marks, represents pictorially and draws conclusions	74.02

Range of Performance of Students who Answered Correctly							
Below 30%		30% - 50%		50% - 75%		Above 75%	
Number	%	Number	%	Number	%	Number	%
173	18.35	227	24.07	367	38.92	176	18.66

Lowest Performing Learning Outcomes (LOs)

- 1 - Fills a given region leaving no gaps using a tile of a given shape (28.90)
- 2 - Estimates and measures length and distance using standard units like centimeters or meters & identifies relationships (40.26)
- 3 - Extends patterns in simple shapes and numbers (42.85)
- 4 - Solves simple daily life problems using addition and subtraction of three digit numbers with and without regrouping (47.06)
- 5 - Analyses and applies an appropriate number operation in the situation/ context (47.93)